

# CHROME WALL BRACKET

CATALOG NO.	LAMPS	BALLAST	POWER FACTOR	LENGTH	WIDTH	DEPTH	PCS/CTN	UNIT WT.
1514 C	1-14W	Preheat	Low	16-3/8	2-1/2	3-9/16	3	4
1514 C TS	1-14W	Trigger	Low	16-3/8	2-1/2	3-9/16	3	6
1518 C	1-15W	Preheat	Low	19-3/8	2-1/2	3-9/16	3	4
1518 C TS	1-15W	Trigger	Low	19-3/8	2-1/2	3-9/16	3	6
1524 C	1-20W	Preheat	Low	25-3/8	2-1/2	3-9/16	3	4
1524 C TS	1-20W	Trigger	Low	25-3/8	2-1/2	3-9/16	3	6
1536 C	1-30W	Preheat	Low	37-3/8	2-1/2	3-9/16	3	12
1536 C RS	1-30W	Rapid	Low	37-3/8	2-1/2	3-9/16	3	12
1548 C	1-40W	Preheat	Low	49-3/8	2-1/2	3-9/16	3	14
1548 C RS	1-34W	Rapid	High	49-3/8	2-1/2	3-9/16	3	14

## WITH ADJUSTABLE CHROME SHADE

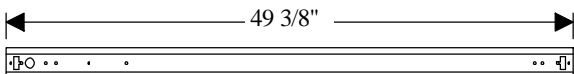
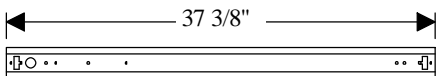
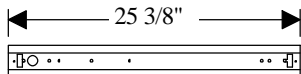
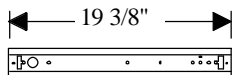
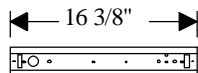
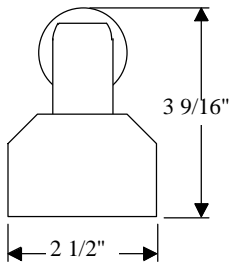
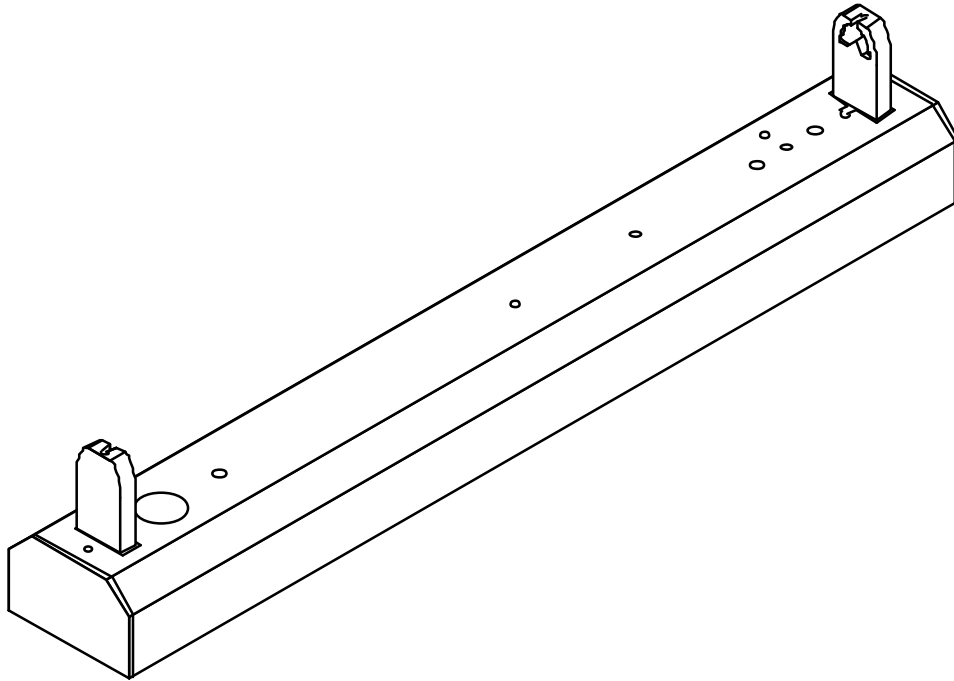
1614 C CS	1-14W	Preheat	Low	16-3/8	2-1/2	4-1/4	3	4
1614 C CS TS	1-14W	Trigger	Low	16-3/8	2-1/2	4-1/4	3	6
1618 C CS	1-15W	Preheat	Low	19-3/8	2-1/2	4-1/4	3	4
1618 C CS TS	1-15W	Trigger	Low	19-3/8	2-1/2	4-1/4	3	6
1624 C CS	1-20W	Preheat	Low	25-3/8	2-1/2	4-1/4	3	4
1624 C CS TS	1-20W	Trigger	Low	25-3/8	2-1/2	4-1/4	3	6
1636 C CS	1-30W	Preheat	Low	37-3/8	2-1/2	4-1/4	3	12
1636 C CS RS	1-30W	Rapid	Low	37-3/8	2-1/2	4-1/4	3	12
1648 C CS	1-40W	Preheat	Low	49-3/8	2-1/2	4-1/4	3	14
1648 C CS RS	1-34W	Rapid	High	49-3/8	2-1/2	4-1/4	3	14



- ⓓ Housing and ends are die-formed steel, finished with chrome plating.
- ⓓ Can be mounted vertically or horizontally.
- ⓓ Optional adjustable chrome shade provides uplight and downlight.

H Lighting Company, Inc. • St. Louis, Missouri • 314/773-1176 • FAX 773-2890

# 1500 SERIES



**MOUNTING** - Complete with knockouts for surface mounting. Conduit knockouts are supplied on back.

**ELECTRICAL** - Furnished standard with UL listed ballasts, for 120 Volt 60 Hz A.C. operation. Other voltages and accessories available. Fixtures bear the I.B.E.W., A.F. of L., and Underwriters' Laboratories, Inc. labels.

**APPLICATION** - An ideal unit for lavatories, corridors and utility areas. Suitable for wall or ceiling mounting, can be mounted vertically or horizontally.

**CONSTRUCTION** - Wireway and ends die-formed of code gauge steel, finished in polished chrome-plated steel. Reflector is removable for easy access to electrical components. White finish available upon request.