

STANDARD FOUR LIGHT CHANNEL

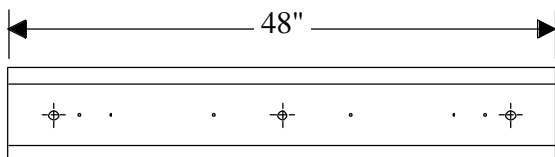
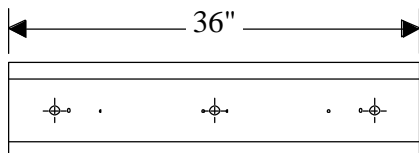
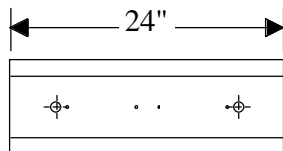
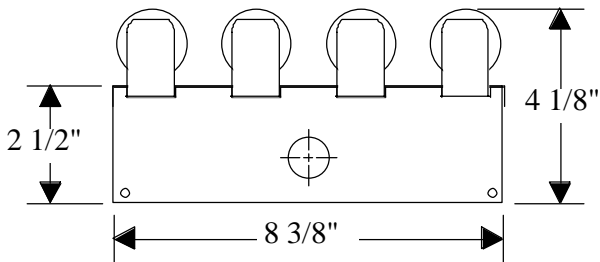
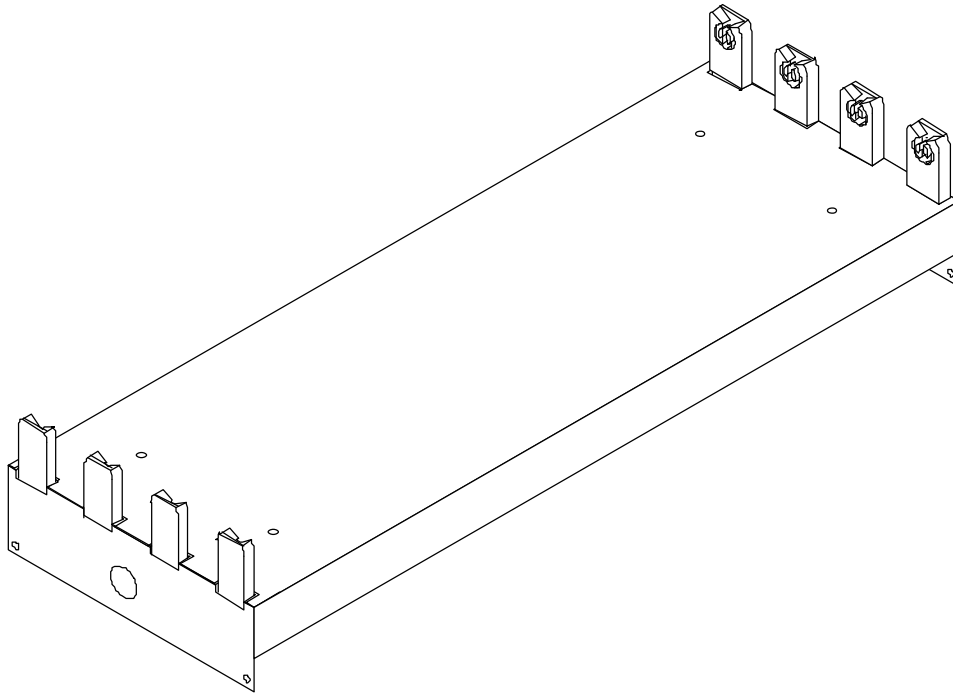
CATALOG NO.	LAMPS	BALLAST	POWER FACTOR	LENGTH	WIDTH	DEPTH	PCS/CTN	UNIT WT.
4424TS	4-20W	Trigger	Low	24	8-3/8	4-1/8	1	6
4436RS	4-30W	Rapid	High	36	8-3/8	4-1/8	1	10
4448RS	4-34W	Rapid	High	48	8-3/8	4-1/8	1	23
4448RS LT	4-40W	Low Temp	High	48	8-3/8	4-1/8	1	23

- ⓓ Housing and ends are die-formed steel, finished with baked white polyester powder coating.
- ⓓ Preheat, trigger start or rapid start.
- ⓓ Symmetric and asymmetric reflectors are available for more downlight and directional control.
- ⓓ Pendant or surface mounting, individual or continuous row installation.
- ⓓ Wire guards are available upon request.

All H & H Lighting Fixtures are completely wired for 118 volts 60 cycle A.C. operation. Ready for installation. All fixtures bear the I.B.E.W., A. F. of L. and Underwriters Laboratories labels.



4400 SERIES



MOUNTING - Complete with knockouts for surface mounting or pendant mounting, individually or in continuous rows. Pendant mounting accessories available on specification. Conduit knockouts are supplied on ends and back.

ELECTRICAL - Furnished standard with UL listed ballasts, for 120 Volt 60 Hz A.C. operation. Other voltages and accessories available. Fixtures bear the I.B.E.W., A.F. of L., and Underwriters' Laboratories, Inc. labels.

APPLICATION - An ideal low silhouette unit for all limited depth mounting areas with cornices and valances, drop ceilings, wall cases, displays, and many under-cabinet locations.

CONSTRUCTION - Wireway and ends die-formed of code gauge steel, finished in automatic bonderizing, rust preventative process, with high reflectivity powder coated baked white enamel. Reflector is removable for easy access to electrical components.